

2008 Report: The Human Microbiome and its impact on Human Health



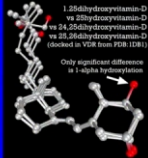
Autoimmunity Research Foundation
501(c)3 non-profit corporation

2008 - What an Amazing Year!


- On September 13, 2008, four members of the Autoimmunity Foundation were honored to present papers at the 6th International Congress on Autoimmunity at Porto, Portugal.
- In Porto, Capt. Tom Perez, recently retired from the Surgeon General's Commissioned Corps, presented preliminary results of our Phase 2 study — demonstrating the effectiveness of the Marshall Protocol (MP) in autoimmune diseases. The results — 81% of the study cohort reported improved symptoms after a minimum 18 months of therapy. Many patients who have been treated with the Marshall Protocol for longer periods are now symptom free.
- The marshallprotocol.com website grew from 1500 visitors per month in early 2004 to 141,000 in May 2008.
- On December 6, 2008 Professor Marshall will present a keynote speech at the "Gene 2008" conference in Foshan, China. While in China, Dr. Marshall has also been invited to visit the West China Hospital of Sichuan University, which treats two million patients per year. They will be discussing collaboration aimed at introducing our discoveries into China.

vimeo.com/1787405

Only 1,25-dihydroxyvitamin-D can activate VDR transcription, while Vitamin D, and 25-hydroxyvitamin-D, inhibit transcription

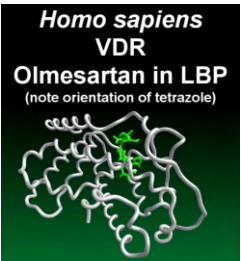


Rattus norvegicus
VDR
Olmesartan in LBP
(note orientation of tetrazole)

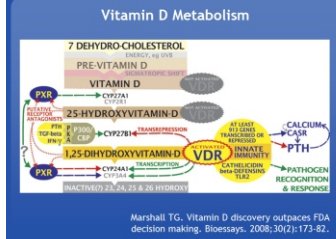


T. Marshall

Homo sapiens
VDR
Olmesartan in LBP
(note orientation of tetrazole)



Vitamin D Metabolism



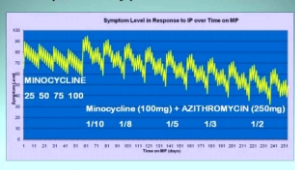
vimeo.com/1788640



A. Proal

vimeo.com/1789735

Illustration of the Typical Immunopathology Experienced by patients on the Protocol



T. Perez

“... between
18 and 53 months,
81% reported
improved symptom levels
all the time.”

— Dr. Joyce Waterhouse

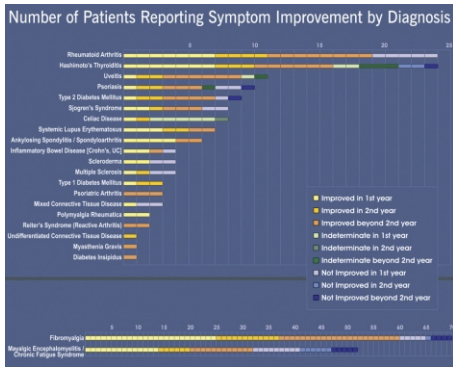
Collaboration with mainstream medicine

Our outreach has always been designed to fit as tightly as possible within concepts already acceptable to mainstream medicine.

As our science moves beyond its formative stages, and we focus more and more on therapeutic intervention, we will need to restructure our outreach as part of a TOP (Treatment Optimization Protocol). This will facilitate collaboration with hospitals, medical centers, and individual physicians, as we will be able to provide day-to-day emotional and coaching support to patients they place on the MP, freeing the physicians to concentrate on the clinical well-being of those patients.

Who we are

The Autoimmunity Research Foundation is a 501(c)3 non-profit corporation whose efforts are focused on helping Health Professionals, and the public, to understand the impact on human health of the metagenomic microbiota which is responsible for chronic disease. Many chronic conditions are succumbing to therapies based on our molecular description of inflammatory disease biology. For the first time, people with diseases like Arthritis, Lupus, Thyroiditis, Uveitis and Sarcoidosis can dare to hope, knowing that a cure is at hand...



Conferences and presentations

We were fortunate to be able to present multiple papers at the Days of Molecular Medicine conference at Karolinska, at the Understanding Aging conference at UCLA, and at the 6th Intl Congress on Autoimmunity in Portugal. Karolinska is the home of the Nobel Prize committee; three of our abstracts were accepted for presentation there. The printed and video records of those events, available both online and in CD, have provided us with a solid grounding for future growth. We must help more of those who are so desperately ill.

In 2004, when we transitioned to the MarshallProtocol.com study-site, we had 500 members. That number had grown to more than 7,000 when we temporarily closed new memberships in the MP study-site earlier this year. Simple arithmetic suggests we should be planning for a growth in demand to 100,000 members during the next four years.

Although planning to serve 100,000 members might seem a daunting task, it really comes down to scaling the very best attributes of the software and personnel systems which got us to this point. Paul Albert's team is putting together a Wiki-like 'Knowledge Base.' If we additionally split the reporting and discussion responsibilities of our MarshallProtocol.com software into separate modules we will not only be able to greatly increase the number of members we serve, but will also allow physicians to directly view graphs of their patients' progress reports. But there is no software capable of doing this. As we plan for the next year we need:

- to hire experts to implement this revolutionary TOP reporting capability
- to purchase new equipment to expand our research efforts
- to pay for travel and related expenses as we continue to present papers to conferences around the world.

We need your help

As many of you know, the Autoimmunity Research Foundation is a wholly volunteer organization; none of us accept any salary. 100% of our budget is spent on expenses which directly impact our mission.

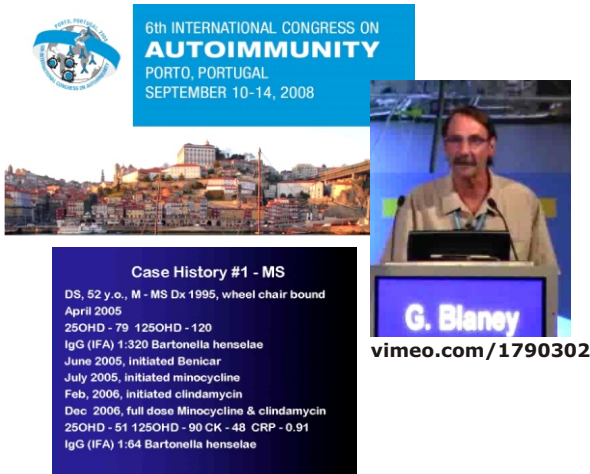
We are not comfortable requesting financial help. But we know that if you contribute what you can, the Autoimmunity Research Foundation will be able to fund our proposed operations during the next fiscal year.

To make a Tax Deductible credit card or paypal donation:

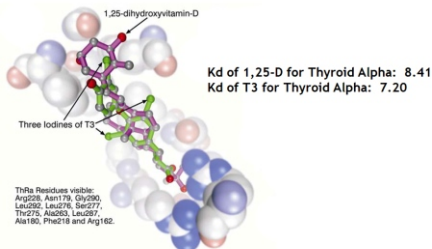
<http://www.autoimmunityresearch.org/donate.html>

You may also send letters and checks by postal mail to:
 Autoimmunity Research Foundation
 3423 Hill Canyon Ave
 Thousand Oaks, CA 91360
 USA phone: (818) 584-1201

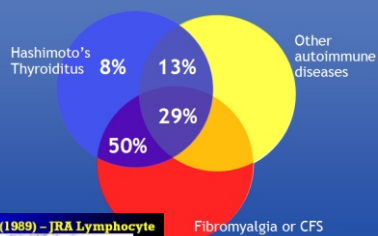
Thank you



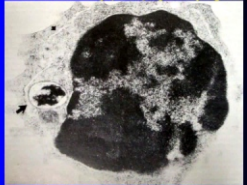
T3 is proportionally displaced from the thyroid-alpha as 1,25-D concentrations rise



Prevalence of inflammatory diseases in subjects with Hashimoto's Thyroiditis



Wirostko TEM study (1989) - JRA Lymphocyte



Columbo Wirostko E, et al "JRA Inflammatory Eye Disease: Parasitization of Ocular Leukocytes by Microleishmania Organisms." PNAS, 2002;89

